

INVESTMENT OBJECTIVE AND APPROACH

The fund aims to achieve investment growth over 3 – 5 years.

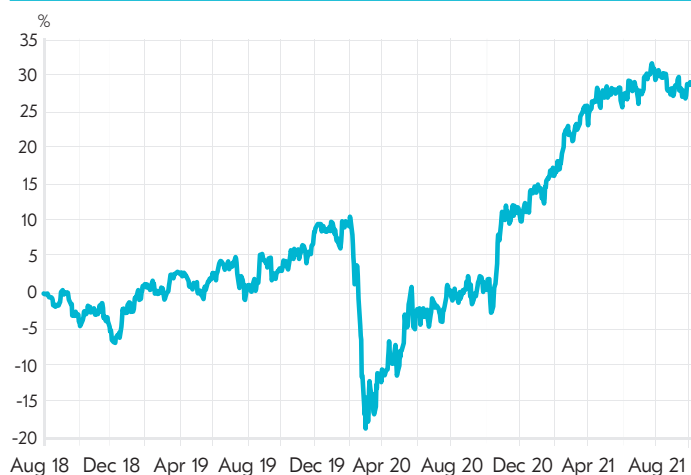
We invest in a small number of companies where we have developed an in-depth understanding of their business. We look for a track record of strong operating performance, financial discipline and a purchase price that does not require undue optimism about the future. As long-term investors, company valuations matter to us as a great business will only make for a great investment at the "right" price.

FUND DETAILS

Fund Manager	Matthew Beddall
Fund Structure	OEIC (UK UCITS)
Fund Domicile	UK
Launch Date	21st August 2018
Share Class	A-Accumulation
Initial Charge	0%
Total Charges Fig Cap*	0.99%
Fund Operator	Link Fund Solutions
Depository	Northern Trust
Custodian	Northern Trust
Auditor	KPMG
Comparator Benchmark	IA Flexible Investments
Fund Size	£24.9m
No. of Equity Holdings	34
Dealing Frequency	Daily
Base Currency	GBP
ISIN/SEDOL	GB00BFM7DN78 / BFM7DN7

*The total charge (which includes the ongoing charges) the fund will pay is capped at 0.99%. This includes portfolio transaction costs.

PERFORMANCE SINCE LAUNCH (%)



This performance information refers to the past. Past performance is not a reliable indicator of future results. This information is denominated in GBP: returns may increase or decrease as the result of currency fluctuations.

PORTFOLIO STATISTICS

Top 10 Company Holdings

Berkshire Hathaway A
Daito Trust Construction
Fresenius SE & Co KGaA
Henkel AG
Johnson Matthey
MillerKnoll
Newmont Corp
Schouw and Co
Svenska Handelsbanken AB
Whitbread

Total allocation to top 10

46.3%

FINANCIAL RATIOS OF EQUITY ALLOCATION

PRICE TO EARNINGS RATIO

14.6×

The market value of our current company holdings in relation to their earnings over the past year. This provides an indication of the number of years of company profits that equates to the current market price of our equity assets.

DIVIDEND YIELD OF EQUITY ALLOCATION

3.0%

The dividends of our current company holdings over the past year, in relation to their current market value.

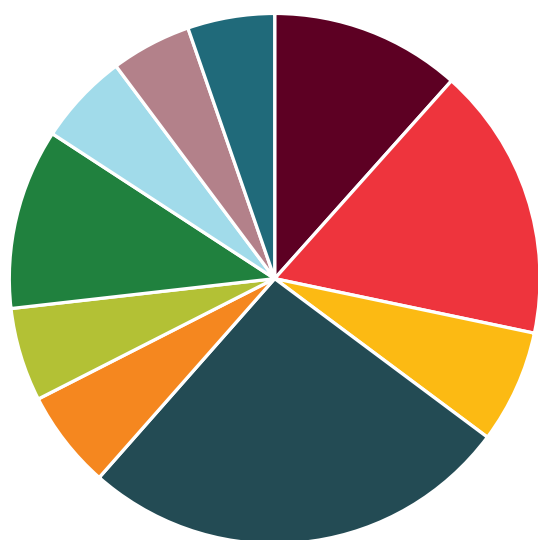
FUND PERFORMANCE - LF HAVELOCK GLOBAL SELECT ACCUMULATION 'A'

	1 Month	3 Months	YTD	1 Year	3 Years	Since Launch
Cumulative Returns	-1.3%	-1.2%	15.4%	31.9%	32.8%	28.5%
	2020	2019				
Discrete Annual Returns	2.4%	15.3%				

CURRENT ASSET CLASS BREAKDOWN

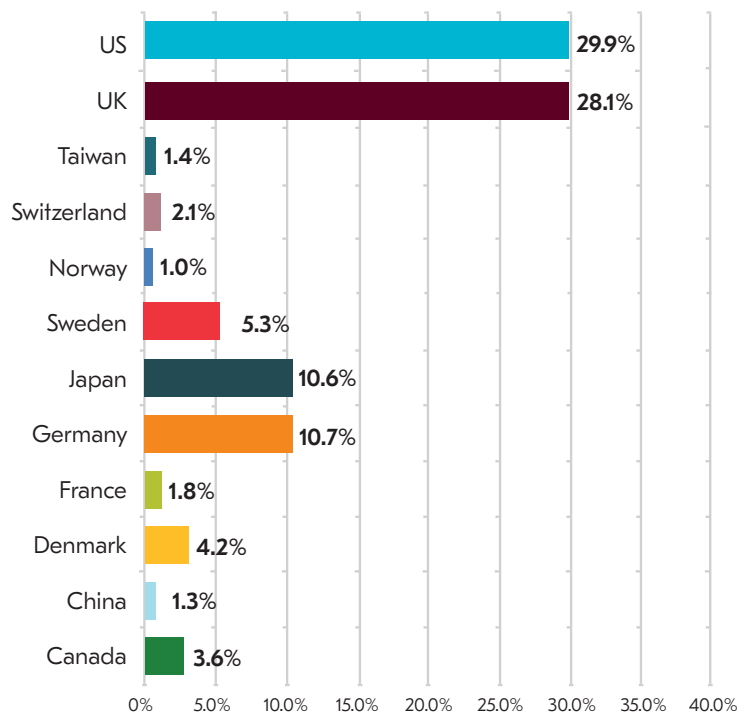
Equity	90.2%
Fixed Income	0.0%
Cash and Equivalents	9.8%

VALUE OF COMPANY HOLDINGS BY SECTOR



Consumer Discretionary	10.9%
Consumer Staples	16.6%
Energy	7.0%
Financials	26.4%
Health Care	5.5%
Industrials	6.5%
Materials	11.6%
Real Estate	5.8%
Technology	5.0%
Utilities	4.8%

VALUE OF COMPANY HOLDINGS BY COUNTRY OF PRIMARY LISTING



CONTACTS

The Key Investor Information Document (KIID) and prospectus are available in English from:

Havelock London
4 New Quebec Street
London, W1H 7RF
Tel: +44 (0)20 3637 7300
www.havelocklondon.com

Link Fund Solutions
PO Box 389
Darlington, DL1 9UF
Tel: +44 (0)345 9220044
www.linkfundsolutions.co.uk

The data in this document is sourced from the fund accountants as at 31.10.21 unless otherwise specified.

The data used to calculate the financial ratios of the equity allocation is sourced from Bloomberg.

INVESTMENT RISKS

The value of investments in LF Havelock Global Select (the fund) may fall as well as rise. Investors may not get back the amount they originally invested. Investments will also be affected by currency fluctuations if made from a currency other than the fund's base currency. Past performance is not a reliable indicator of future results.

Potential investors should not use this document as the basis of an investment decision. Decisions to invest in the fund should be informed only by the fund's Key Investor Information Document (KIID) and prospectus. Potential investors should carefully consider the risks described in those documents and, if required, consult a financial adviser before deciding to invest. The fund can invest more than 35% of its value in securities issued or guaranteed by an EEA state listed in the prospectus.

www.havelocklondon.com

Havelock London Ltd is registered in England & Wales at 4 New Quebec Street registered number: 10874884 London W1H 7RF, FCA reference number: 799920
Havelock London Ltd is authorised and regulated by the Financial Conduct Authority.

IMPORTANT INFORMATION

This document has been issued by Havelock London Ltd, which is authorised and regulated by the Financial Conduct Authority (FCA reference number: 799920). It is confidential and must not be distributed or copied - either in whole or in part - without our consent. This material is provided for information only and is not intended to offer, solicit, recommend or advise on the purchase or sale of any investment. It should not be used to make investment decisions. This material is not intended for any person in the United States. None of Havelock London's services or related funds is registered under the US Investment Company Act of 1940 or the US Securities Act of 1933. This material is not an offer to sell or solicitation of offers to buy securities or investment services to or from any US person. The data in this document is sourced from the fund accountants unless otherwise specified. The data used to calculate the price to earnings ratio is sourced from Bloomberg.